



# DDA Wing P Gate



## Outline Specification: EDSUK Wing P Gate T9106

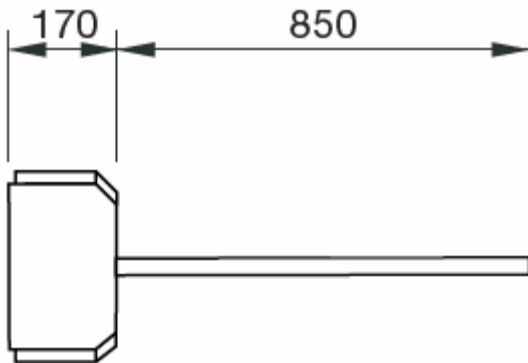
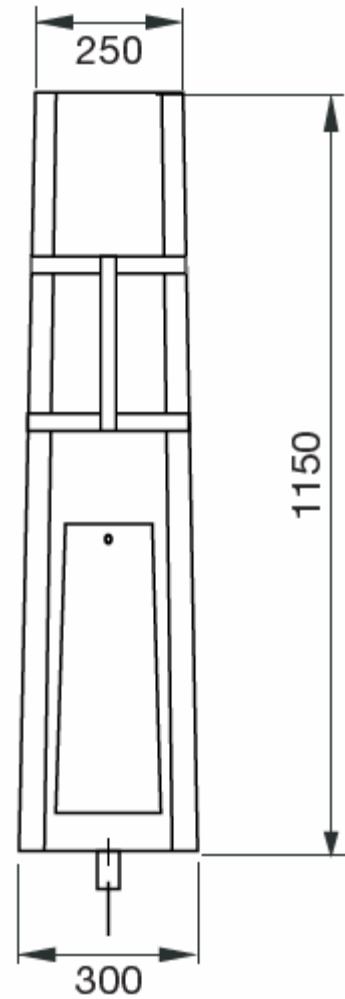
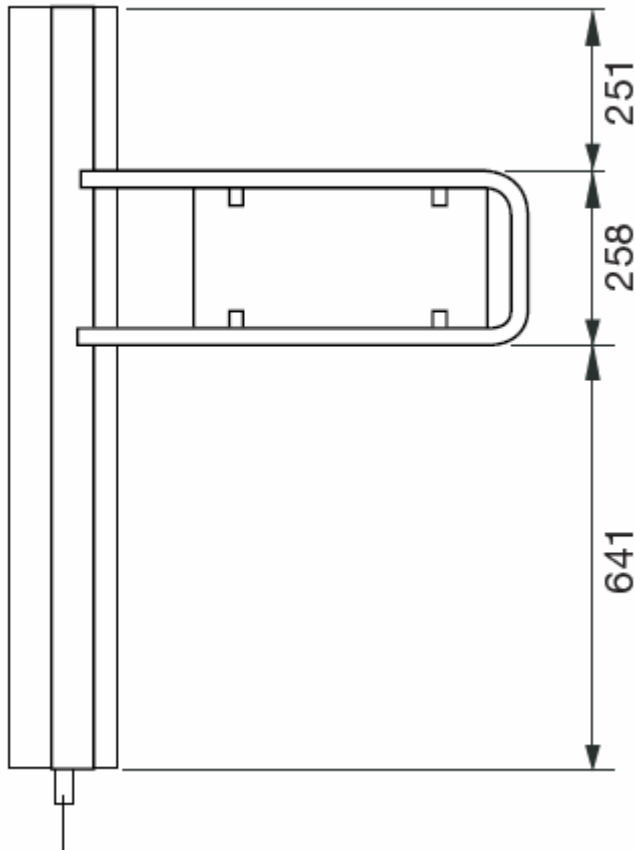
Height	1150mm.	Leaf Width	850mm.	Weight	55kg.
Construction & Finish	Powder coated steel or natural finish Stainless Steel, c/w standard plexi-glass leaf.				
Safety	Supplied with failsafe built-in protection. Additional safety such as photocells, interactive IR detectors can be provided.				
Drive Unit	Electro-Mechanical, c/w manual opening override.				
Controls	Microprocessor controlled drive unit which can interface to any standard control system: Switch Operation, Intercom, Token, Barcode, RFID Radio Frequency, Radio Keyfob Transmitter, Proximity Card, Proximity Tag, Magstripe Card Reader, Digital Keypad, Biometric Fingerprint or Hand Geometry Readers, Building Management Systems, etc.				
Power	Single Phase 230vac (UK) Supply both 50/60 Hz.				

EDS Wing P Gate T9106 is available as a single or bidirectional motorised swing turnstile. It is composed of either a powder coated steel or stainless steel structure with a winged "P" gate arm. The swing door made from transparent polycarbonate. The design of the swing door can be customised, allowing it to enhance the architecture of its surrounding environment.

Wing features temporised closure and an emergency panic release system. It is also suitable for wider passageways as it is available in a double configuration with synchronised automation. Wing allows easy access for wheelchairs where other turnstiles might cause problems.

With a built-in panic-release device so that if the user pushes the door open with a thrust higher than 8 N, the acoustic alarm activates, resetting itself into the closed position once the alarm is cleared.

Images, Technical Specification & Notes:





# Optional Features

## Barrier Rail Infill Panels

Glass, Chrome, Stainless Steel or Wire sections used for infill between turnstiles & gates and other structures.



## Switch & Timer Operation

Push button, Desktop Switch, Keyswitch, & 24hr timer for automatic mode operation.




## Intercom Control

Audio, Video & Audio, GSM Intercom operated over a mobile phone SIM card, Emergency Phone.



## Photo Infra-Red Beams

Additional photo-beams can be installed to provide commands such as safety, opening, closing and alarm signals.



## Access Control Integration

Keypads, Magnetic Swipe Card, Barcodes, Proximity Card, Photo ID, RFID & Radio Remote Control Technology, Biometric Controls, can all operate the system.



## UPS – Battery Backup Facility

Battery back-up facility to operate the system in the event of a power fail and provides a level of mains power filtering.



## Indicator Light Controls

LED indicator lights and For user feedback and information signs and bespoke directional signs etc.



## Token Operation

Simple token operation with slotted token, can be customised with your organisations logo or name.

