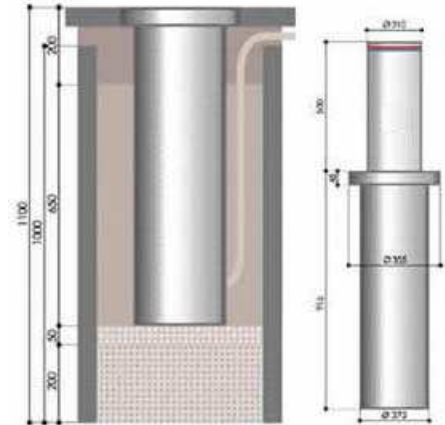




Automatic Bollard



Outline Specification: EDSUKB401

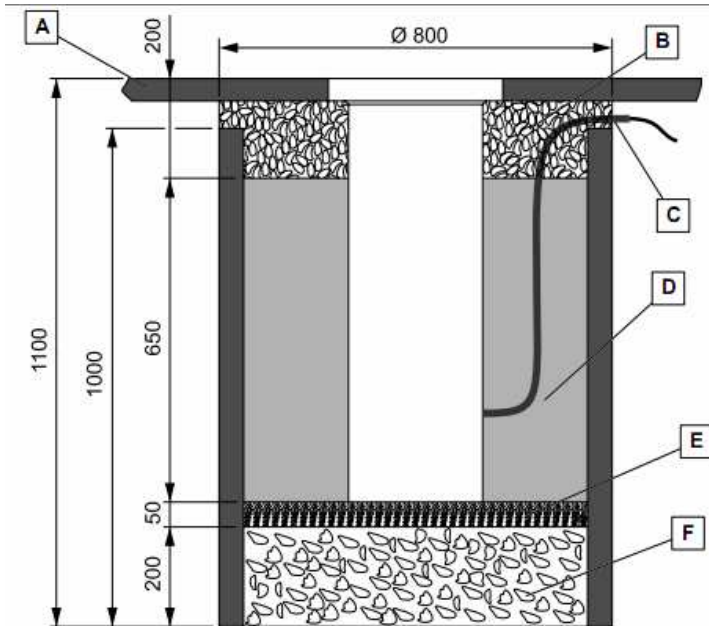
Raise Height	500mm.	Bollard Diameter Width	200mm
Finish	Powdercoated Steel, c/w visibility band.		
Safety	Supplied with failsafe protection around the installed bollards. Additional safety such as photocells, interactive IR detectors or magnetic loops can be provided.		
Drive Unit	Underground electro hydraulic, c/w manual lowering override.		
Operating Speeds	Rising & Lowering Speeds Adjustable 6 seconds.		
Controls	Microprocessor controlled drive unit which can interface to any standard control system, i.e. card reader etc.		
Power	Single Phase 230vac (UK) Supply both 50/60 Hz, c/w 10mtrs standard cable.		
Duty Cycle	Greater than 1,000 daily movements.		
Resistance to Impact	No permanent damage 5,000 Joules.		

EDSUKB401 Bollard designed to protect premises and for use in traffic control in both private and public areas. It consists of a flanged cylinder providing a casing to the rising bollard, an electronic control box and a remote motor pump unit. The housing cylinder, to be inserted into a foundation tube cemented into the ground and is firmly secured to the foundation with anchor flanges. Suitable openings in the lower and middle sections of the bollard are provided both to drain possible water residues that may gather inside and for cables access into the bollard for the electrical connections.

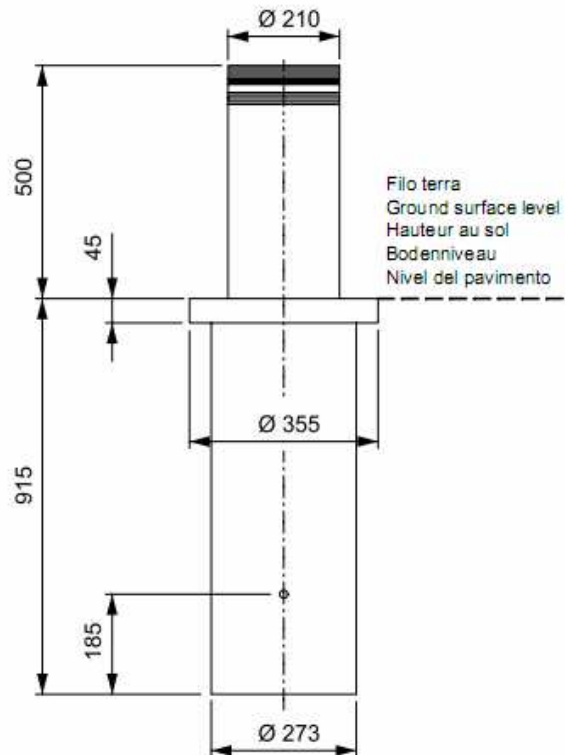
Inside the location cylinder is the rising bollard which can be activated by a range of control devices, such as radio transmitters or keyswitch through the main control box, to the raised or fully lowered positions. The combination of the colours and finishes provides an aesthetically pleasing bollard. Remote traffic indicator posts are required to be sited adjacent to the bollard to provide visual indication of the bollard position.

The bollard travels smoothly in the raise or lower positions. In event of power failure a manual override is provided from the top of the bollard by means a specially designed Tool (supplied) to lower the bollard. EDSUKB401 is designed to be a fully automatic bollard conforming to the existing safety regulations, installed and tested by EDSUK, a guarantee of long lasting higher reliability.

Technical Specification & Notes:



A	B	C	D	E	F
Nuovo asfalto	Cemento	Guaina Ø 50	Sabbia compatta	Sabbia fine	Ghiaia
New road surface	Cement	Sheath Ø 50	Compact sand	Fine sand	Pebble gravel
Nouvel asphalte	Ciment	Gaine Ø 50	Sable compact	Sable fin	Gravier
Neuer Asphalt	Zement	Hülle Ø 50	Kompakter sand	Feiner sand	Kies
Nuevo asfalto	Cemento	Vaina Ø 50	Arena compacta	Arena fina	Gravilla





Optional Features

Switch & Timer Operation

Push button, Desktop Switch, Keyswitch, & 24hr timer for automatic mode operation.



ANPR – Automatic Numberplate Recognition & AVR Automatic Vehicle Recognition

Allows automatic operation by checking the registration plate against a known safe list, or a unique tag mounted in/on the vehicle, if verified then access is granted.

Intercom Control

Audio, Video & Audio, GSM Intercom operated over a mobile phone SIM card.




Safety/ Opening Loop

Underground loops can be installed for vehicle presence detection, safety, opening/rise, close/lower, switching, alarms, counting of vehicles entering and leaving the site.

Access Control Integration

Keypads, Magnetic Swipe Card, Barcodes, Proximity Card, Photo ID, RFID & Radio Remote Control Technology, Biometric Controls, can all operate the system.



UPS – Battery Backup Facility

Battery back-up facility to operate the system in the event of a power fail and provides a level of mains power filtering.



Traffic Light Control

LED traffic lights and information signs, full & spaces, stop & go and bespoke directional signs etc.



Photocell Safety/ Opening Sensors

Photocell detectors providing opening/rise, close/lower, Switching & alarms etc.



Token Operation

Simple token operation with slotted token, can be customised with your organisations logo or name.

